

# Student Feedback on Syllabus TERM2 - 2018-2019

**Selected Classes :**

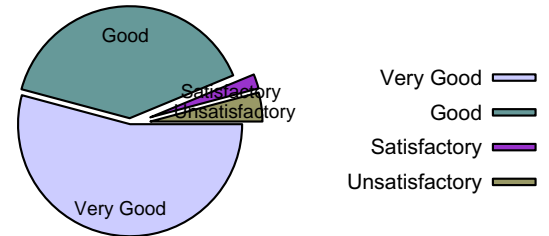
TYBCOM-A,TYBCOM-B,TYBCOM-C

**Feedback About :**

HRM,MR,I TAX,EXP,COST,TY BUSINESS ECONOMICS,B ECO VI,COMPUTER SYSTEM AND APPLICATION II

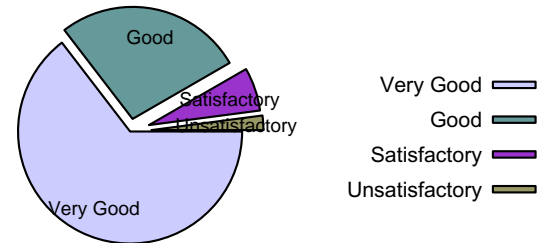
## Depth of Course Content

Very Good	26	Average Score 9 out of 10
Good	19	
Satisfactory	1	Satisfaction Index 95.83 %
Unsatisfactory	2	
<b>Total Respondants</b>	<b>48</b>	



## Extent of Coverage of Course

Very Good	31	Average Score 9 out of 10
Good	13	
Satisfactory	3	Satisfaction Index 97.92 %
Unsatisfactory	1	
<b>Total Respondants</b>	<b>48</b>	



## Applicability to Industry & Social Relevance

Very Good	24	Average Score 9 out of 10
Good	20	

**Overall Respondents**

**48**

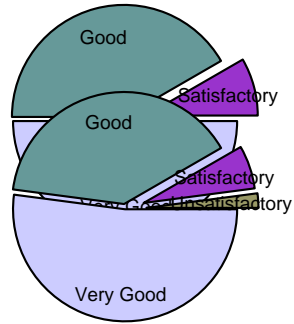
Satisfaction Index  
100 %

**Relevance to Information Source like Library Facility Internet Facility.**

Very Good	25
Good	19
Satisfactory	3
Unsatisfactory	1

Average Score  
9 out of 10  
Satisfaction Index  
97.92 %

**Total Respondents** 48

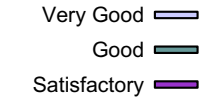



**Learning in Terms of Knowledge Concepts Skills & Analytical Abilities**

Very Good	29
Good	15
Satisfactory	4
Unsatisfactory	0

Average Score  
9 out of 10  
Satisfaction Index  
100 %

**Total Respondents** 48

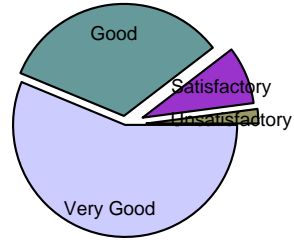


**Relevance to increasing Employability**

Very Good	27
Good	16
Satisfactory	4
Unsatisfactory	1

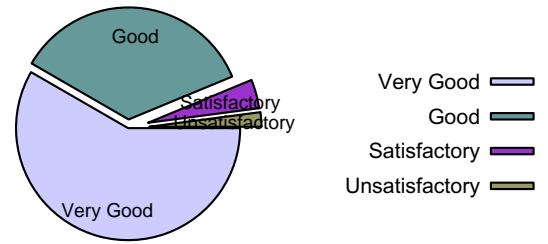
Average Score  
9 out of 10  
Satisfaction Index  
97.92 %

**Total Respondents** 48



Overall Rating	
Very Good	28
Good	17
Satisfactory	2
Unsatisfactory	1
<b>Total Respondants</b>	<b>48</b>

<p>Average Score 9 out of 10</p> <hr/> <p>Satisfaction Index 97.92 %</p>
--



Note : This is a computer generated document, hence no signature required