

# Student Feedback on Syllabus TERM1 - 2019-2020

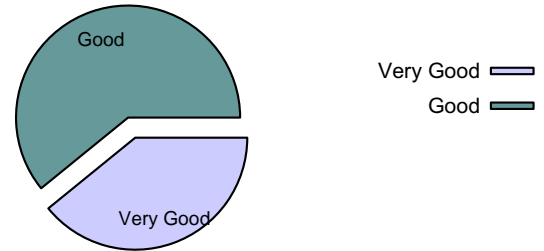
**Selected Classes :** TYBAF B  
**Feedback About :** GST,FA V,FA VI,MA,CA III,FM II

Depth of Course Content	
Very Good	9
Good	14
Satisfactory	0
Unsatisfactory	0
<b>Total Respondants</b>	<b>23</b>

Average Score  
8 out of 10

---

Satisfaction Index  
100 %

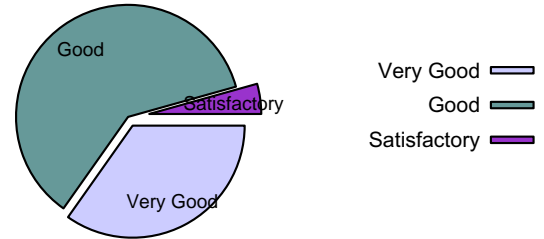


Extent of Coverage of Course	
Very Good	8
Good	14
Satisfactory	1
Unsatisfactory	0
<b>Total Respondants</b>	<b>23</b>

Average Score  
8 out of 10

---

Satisfaction Index  
100 %



Applicability to Industry & Social Relevance	
Very Good	8
Good	13
Satisfactory	2
Unsatisfactory	0
<b>Total Respondants</b>	<b>23</b>

Average Score  
8 out of 10

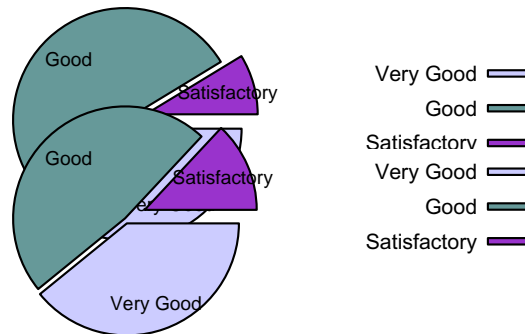
---

Satisfaction Index  
100 %

**Total Respondants** 23

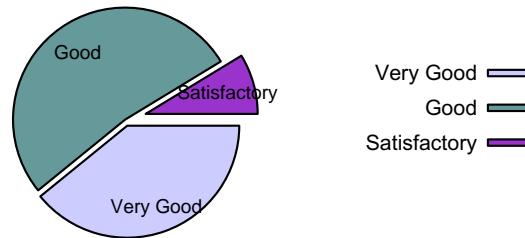
Relevance to Information Source like Library Facility Internet Facility.

Very Good	9	<table border="1"> <tr> <td>Average Score</td> <td>8 out of 10</td> </tr> <tr> <td>Satisfaction Index</td> <td>100 %</td> </tr> </table>	Average Score	8 out of 10	Satisfaction Index	100 %
Average Score	8 out of 10					
Satisfaction Index	100 %					
Good	11					
Satisfactory	3					
Unsatisfactory	0					
<b>Total Respondants</b>	<u>23</u>					



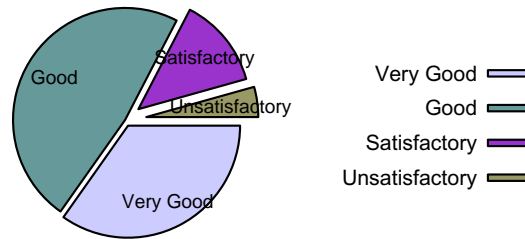
Learning in Terms of Knowledge Concepts Skills & Analytical Abilities

Very Good	9	<table border="1"> <tr> <td>Average Score</td> <td>8 out of 10</td> </tr> <tr> <td>Satisfaction Index</td> <td>100 %</td> </tr> </table>	Average Score	8 out of 10	Satisfaction Index	100 %
Average Score	8 out of 10					
Satisfaction Index	100 %					
Good	12					
Satisfactory	2					
Unsatisfactory	0					
<b>Total Respondants</b>	<u>23</u>					



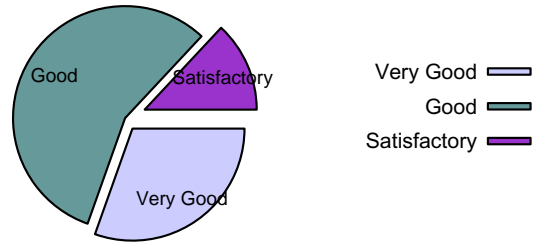
Relevance to increasing Employability

Very Good	8	<table border="1"> <tr> <td>Average Score</td> <td>8 out of 10</td> </tr> <tr> <td>Satisfaction Index</td> <td>95.65 %</td> </tr> </table>	Average Score	8 out of 10	Satisfaction Index	95.65 %
Average Score	8 out of 10					
Satisfaction Index	95.65 %					
Good	11					
Satisfactory	3					
Unsatisfactory	1					
<b>Total Respondants</b>	<u>23</u>					



Overall Rating	
Very Good	7
Good	13
Satisfactory	3
Unsatisfactory	0
<b>Total Respondants</b>	<b>23</b>

<p>Average Score 8 out of 10</p>
<p>Satisfaction Index 100 %</p>



Note : This is a computer generated document, hence no signature required