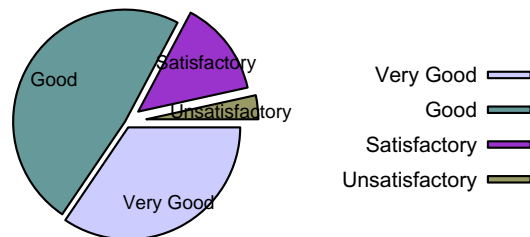


# Student Feedback on Syllabus TERM1 - 2019-2020

**Selected Classes :** TYBAF A  
**Feedback About :** GST,FA V,FA VI,MA,CA III,FM II

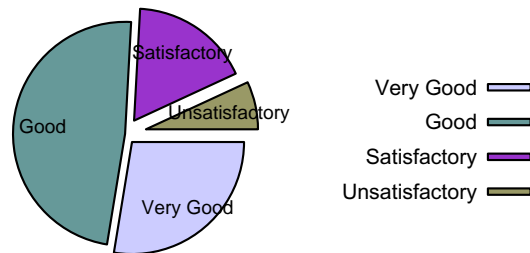
## Depth of Course Content

Very Good	10	<table border="1"> <tr> <td>Average Score</td> <td>8 out of 10</td> </tr> <tr> <td>Satisfaction Index</td> <td>96.55 %</td> </tr> </table>	Average Score	8 out of 10	Satisfaction Index	96.55 %
Average Score	8 out of 10					
Satisfaction Index	96.55 %					
Good	14					
Satisfactory	4					
Unsatisfactory	1					
<b>Total Respondants</b>	<b>29</b>					



## Extent of Coverage of Course

Very Good	8	<table border="1"> <tr> <td>Average Score</td> <td>7 out of 10</td> </tr> <tr> <td>Satisfaction Index</td> <td>93.1 %</td> </tr> </table>	Average Score	7 out of 10	Satisfaction Index	93.1 %
Average Score	7 out of 10					
Satisfaction Index	93.1 %					
Good	14					
Satisfactory	5					
Unsatisfactory	2					
<b>Total Respondants</b>	<b>29</b>					



## Applicability to Industry & Social Relevance

Very Good	6	<table border="1"> <tr> <td>Average Score</td> <td>7 out of 10</td> </tr> <tr> <td>Satisfaction Index</td> <td>100 %</td> </tr> </table>	Average Score	7 out of 10	Satisfaction Index	100 %
Average Score	7 out of 10					
Satisfaction Index	100 %					
Good	10					
Satisfactory	13					
Unsatisfactory	0					

**Total Respondants**

**29**

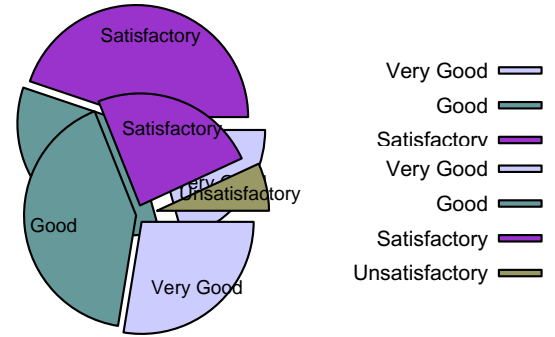
Relevance to Information Source like Library Facility Internet Facility.

Very Good	8
Good	12
Satisfactory	7
Unsatisfactory	2

Average Score 7 out of 10
Satisfaction Index 93.1 %

**Total Respondants**

**29**



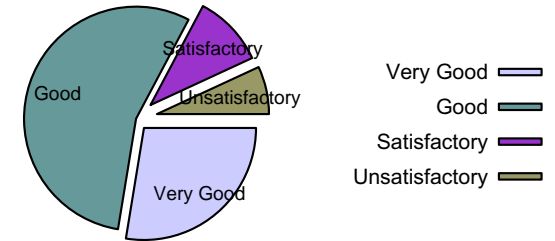
Learning in Terms of Knowledge Concepts Skills & Analytical Abilities

Very Good	8
Good	16
Satisfactory	3
Unsatisfactory	2

Average Score 8 out of 10
Satisfaction Index 93.1 %

**Total Respondants**

**29**



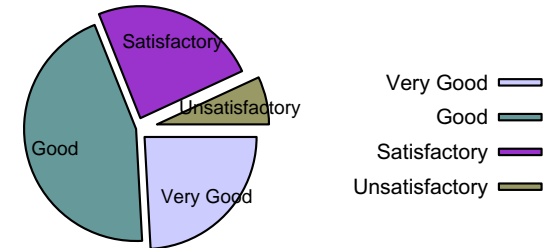
Relevance to increasing Employability

Very Good	7
Good	13
Satisfactory	7
Unsatisfactory	2

Average Score 7 out of 10
Satisfaction Index 93.1 %

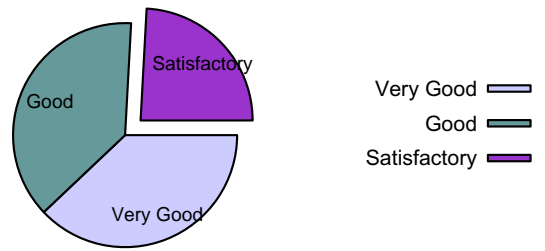
**Total Respondants**

**29**



Overall Rating	
Very Good	11
Good	11
Satisfactory	7
Unsatisfactory	0
<b>Total Respondants</b>	<b>29</b>

<p>Average Score 8 out of 10</p>
<p>Satisfaction Index 100 %</p>



Note : This is a computer generated document, hence no signature required