

Student Feedback on Syllabus TERM1 - 2019-2020

Selected Classes :

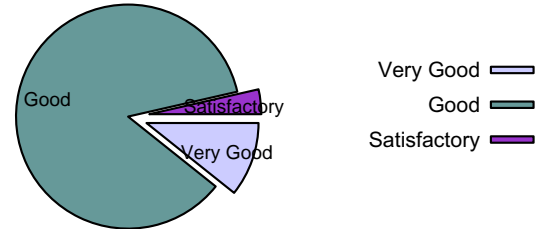
SYBVoc

Feedback About :

UGFT301,UGFT305,UGFT302,UGFT304,UGFT303,UGFT306

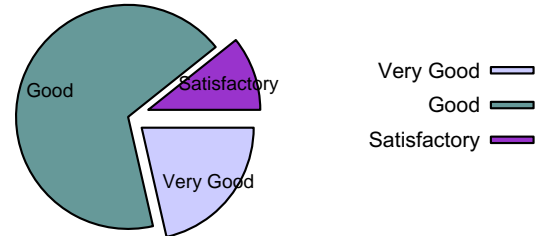
Depth of Course Content

Very Good	3	<table border="1"> <tr> <td>Average Score</td> <td>8 out of 10</td> </tr> <tr> <td>Satisfaction Index</td> <td>100 %</td> </tr> </table>	Average Score	8 out of 10	Satisfaction Index	100 %
Average Score	8 out of 10					
Satisfaction Index	100 %					
Good	24					
Satisfactory	1					
Unsatisfactory	0					
Total Respondants	28					



Extent of Coverage of Course

Very Good	6	<table border="1"> <tr> <td>Average Score</td> <td>8 out of 10</td> </tr> <tr> <td>Satisfaction Index</td> <td>100 %</td> </tr> </table>	Average Score	8 out of 10	Satisfaction Index	100 %
Average Score	8 out of 10					
Satisfaction Index	100 %					
Good	19					
Satisfactory	3					
Unsatisfactory	0					
Total Respondants	28					



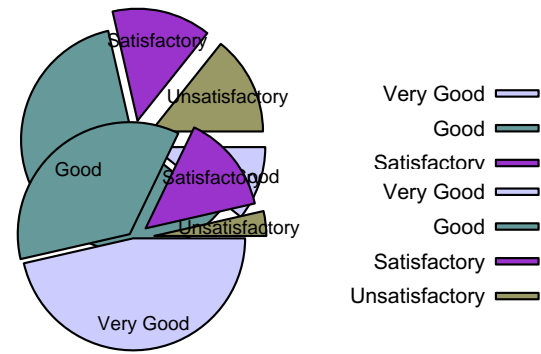
Applicability to Industry & Social Relevance

Very Good	3	<table border="1"> <tr> <td>Average Score</td> <td>7 out of 10</td> </tr> <tr> <td>Satisfaction Index</td> <td>85.71 %</td> </tr> </table>	Average Score	7 out of 10	Satisfaction Index	85.71 %
Average Score	7 out of 10					
Satisfaction Index	85.71 %					
Good	17					
Satisfactory	4					
Unsatisfactory	4					

Total Respondants 28

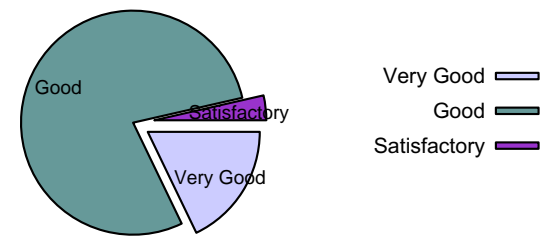
Relevance to Information Source like Library Facility Internet Facility.

Very Good	13	<table border="1"> <tr> <td>Average Score</td> <td>8 out of 10</td> </tr> <tr> <td>Satisfaction Index</td> <td>96.43 %</td> </tr> </table>	Average Score	8 out of 10	Satisfaction Index	96.43 %
Average Score	8 out of 10					
Satisfaction Index	96.43 %					
Good	10					
Satisfactory	4					
Unsatisfactory	1					
Total Respondants	<u>28</u>					



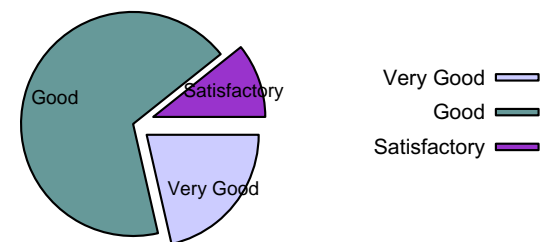
Learning in Terms of Knowledge Concepts Skills & Analytical Abilities

Very Good	5	<table border="1"> <tr> <td>Average Score</td> <td>8 out of 10</td> </tr> <tr> <td>Satisfaction Index</td> <td>100 %</td> </tr> </table>	Average Score	8 out of 10	Satisfaction Index	100 %
Average Score	8 out of 10					
Satisfaction Index	100 %					
Good	22					
Satisfactory	1					
Unsatisfactory	0					
Total Respondants	<u>28</u>					



Relevance to increasing Employability

Very Good	6	<table border="1"> <tr> <td>Average Score</td> <td>8 out of 10</td> </tr> <tr> <td>Satisfaction Index</td> <td>100 %</td> </tr> </table>	Average Score	8 out of 10	Satisfaction Index	100 %
Average Score	8 out of 10					
Satisfaction Index	100 %					
Good	19					
Satisfactory	3					
Unsatisfactory	0					
Total Respondants	<u>28</u>					

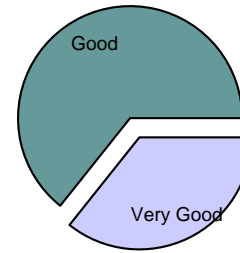




Overall Rating

Very Good	10
Good	18
Satisfactory	0
Unsatisfactory	0

Total Respondants	28
--------------------------	-----------

Average Score 8 out of 10
Satisfaction Index 100 %



Very Good 
Good 

Note : This is a computer generated document, hence no signature required