

# Student Feedback on Syllabus TERM1 - 2019-2020

**Selected Classes :**

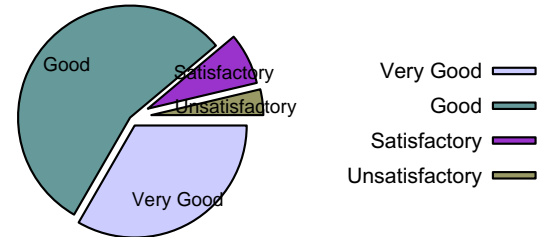
FYBSC-COMP.SC

**Feedback About :**

COI1920,CI1920,PI1920,DBMSI1920,DMI1920,DSI1920,SKI1920

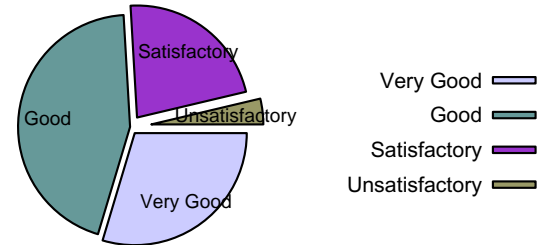
## Depth of Course Content

Very Good	9	<table border="1"> <tr> <td>Average Score</td> <td>8 out of 10</td> </tr> <tr> <td>Satisfaction Index</td> <td>96.3 %</td> </tr> </table>	Average Score	8 out of 10	Satisfaction Index	96.3 %
Average Score	8 out of 10					
Satisfaction Index	96.3 %					
Good	15					
Satisfactory	2					
Unsatisfactory	1					
<b>Total Respondants</b>	<b>27</b>					



## Extent of Coverage of Course

Very Good	8	<table border="1"> <tr> <td>Average Score</td> <td>8 out of 10</td> </tr> <tr> <td>Satisfaction Index</td> <td>96.3 %</td> </tr> </table>	Average Score	8 out of 10	Satisfaction Index	96.3 %
Average Score	8 out of 10					
Satisfaction Index	96.3 %					
Good	12					
Satisfactory	6					
Unsatisfactory	1					
<b>Total Respondants</b>	<b>27</b>					



## Applicability to Industry & Social Relevance

Very Good	7	<table border="1"> <tr> <td>Average Score</td> <td>8 out of 10</td> </tr> <tr> <td>Satisfaction Index</td> <td>100 %</td> </tr> </table>	Average Score	8 out of 10	Satisfaction Index	100 %
Average Score	8 out of 10					
Satisfaction Index	100 %					
Good	14					
Satisfactory	6					
Unsatisfactory	0					
<b>Total Respondants</b>	<b>27</b>					

**Total Respondants**27

---

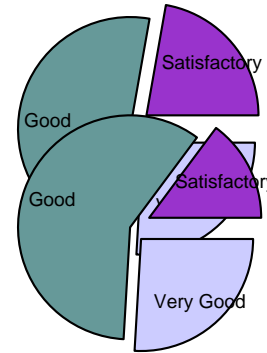
**Relevance to Information Source like Library Facility Internet Facility.**

---

Very Good  
 Good  
 Satisfactory  
 Unsatisfactory

7  
 16  
 4  
 0

Average Score 8 out of 10
Satisfaction Index 100 %

**Total Respondants**27

Very Good

Good

Satisfactory

Very Good

Good

Satisfactory

---

**Learning in Terms of Knowledge Concepts Skills & Analytical Abilities**

---

Very Good  
 Good  
 Satisfactory  
 Unsatisfactory

9  
 13  
 5  
 0

Average Score 8 out of 10
Satisfaction Index 100 %

**Total Respondants**27

Very Good

Good

Satisfactory

---

**Relevance to increasing Employability**

---

Very Good  
 Good  
 Satisfactory  
 Unsatisfactory

7  
 13  
 7  
 0

Average Score 8 out of 10
Satisfaction Index 100 %

**Total Respondants**27

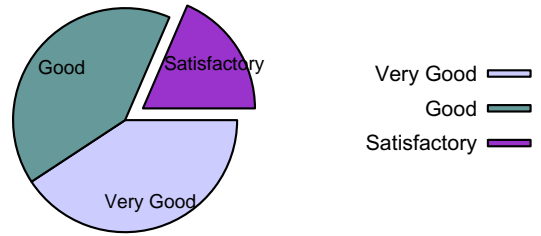
Very Good

Good

Satisfactory

Overall Rating	
Very Good	11
Good	11
Satisfactory	5
Unsatisfactory	0
<b>Total Respondants</b>	<b>27</b>

<p>Average Score 8 out of 10</p>
<p>Satisfaction Index 100 %</p>



Note : This is a computer generated document, hence no signature required