

Student Feedback on Syllabus TERM1 - 2019-2020

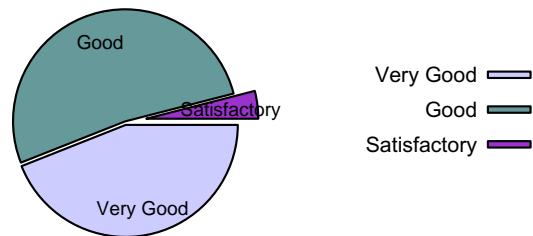
Selected Classes :

FYBSC-BIOTECH

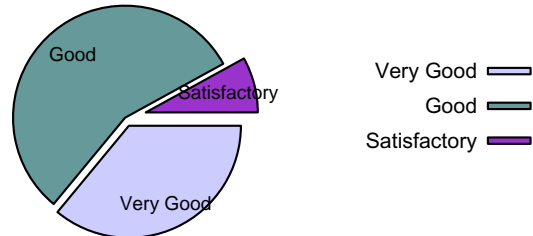
Feedback About :

PHYANALPR, InOrgChemFY, PHYANYFY, FYBTChem, Physics, Maths and computers, Lif 1, Lif 2
 Micro, Biotech, Practicals of UGBT101 and UGBT106, Practicals of UGBT102 and
 UGBT103, UGBT103, mathematical concepts and basics of computers UGBT103 section
 2, FC I

Depth of Course Content						
Very Good	11	<table border="1"> <tr> <td>Average Score</td> <td>9 out of 10</td> </tr> <tr> <td>Satisfaction Index</td> <td>100 %</td> </tr> </table>	Average Score	9 out of 10	Satisfaction Index	100 %
Average Score	9 out of 10					
Satisfaction Index	100 %					
Good	13					
Satisfactory	1					
Unsatisfactory	0					
Total Respondants	<u>25</u>					



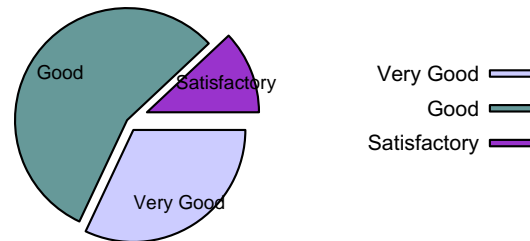
Extent of Coverage of Course						
Very Good	9	<table border="1"> <tr> <td>Average Score</td> <td>8 out of 10</td> </tr> <tr> <td>Satisfaction Index</td> <td>100 %</td> </tr> </table>	Average Score	8 out of 10	Satisfaction Index	100 %
Average Score	8 out of 10					
Satisfaction Index	100 %					
Good	14					
Satisfactory	2					
Unsatisfactory	0					
Total Respondants	<u>25</u>					



Applicability to Industry & Social Relevance

Very Good	8
Good	14
Satisfactory	3
Unsatisfactory	0
Total Respondants	25

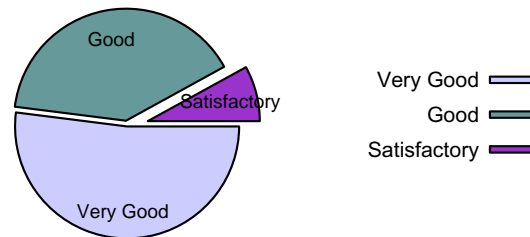
Average Score 8 out of 10
Satisfaction Index 100 %



Relevance to Information Source like Library Facility Internet Facility.

Very Good	13
Good	10
Satisfactory	2
Unsatisfactory	0
Total Respondants	25

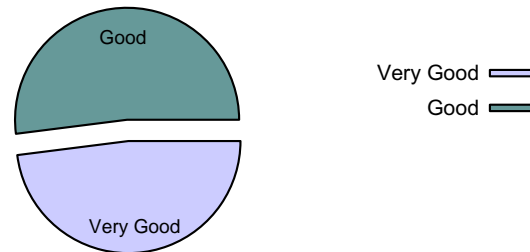
Average Score 9 out of 10
Satisfaction Index 100 %



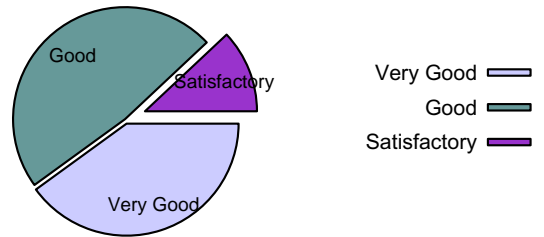
Learning in Terms of Knowledge Concepts Skills & Analytical Abilities

Very Good	12
Good	13
Satisfactory	0
Unsatisfactory	0
Total Respondants	25

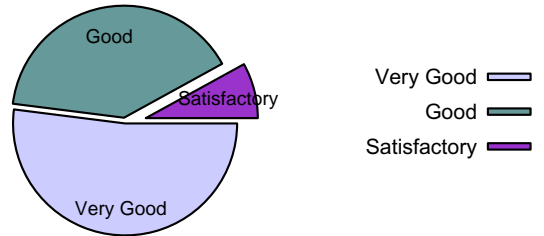
Average Score 9 out of 10
Satisfaction Index 100 %



Relevance to increasing Employability				
Very Good	10	<table border="1"> <tr> <td>Average Score 8 out of 10</td> </tr> <tr> <td>Satisfaction Index 100 %</td> </tr> </table>	Average Score 8 out of 10	Satisfaction Index 100 %
Average Score 8 out of 10				
Satisfaction Index 100 %				
Good	12			
Satisfactory	3			
Unsatisfactory	0			
Total Respondants	25			



Overall Rating				
Very Good	13	<table border="1"> <tr> <td>Average Score 9 out of 10</td> </tr> <tr> <td>Satisfaction Index 100 %</td> </tr> </table>	Average Score 9 out of 10	Satisfaction Index 100 %
Average Score 9 out of 10				
Satisfaction Index 100 %				
Good	10			
Satisfactory	2			
Unsatisfactory	0			
Total Respondants	25			



Note : This is a computer generated document, hence no signature required