

Student Feedback on Syllabus TERM2 - 2018-2019

Selected Classes :

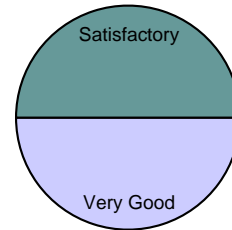
FYBBI



Feedback About :

QM II ,FAII,BC,BL,FC II,OB,PPBI,BBI ONLINE EXAM Princ Pract Insurence,BBI ONLINE EXAM Financial Acc II,BBI ONLINE EXAM Org Behaviour,BBI ONLINE EXAM Business Comm ,BBI ONLINE EXAM Business Law,BBI ONLINE EXAM Quantitative Methods,BBI ONLINE EXAM FOUNDATION COURSE,BBI ONLINE EXAM FOUNDATION COURSE IN NSS,BBI ONLINE EXAM FOUNDATION COURSE IN PE,Short Term Course in Spoken English

| Depth of Course Content | |
|--------------------------|----------|
| Very Good | 1 |
| Good | 0 |
| Satisfactory | 1 |
| Unsatisfactory | 0 |
| Total Respondants | 2 |

| |
|------------------------------|
| Average Score 8 out of 10 |
| Satisfaction Index 100 % |

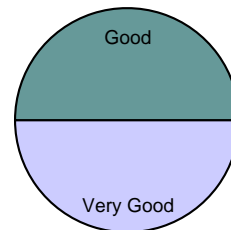




Very Good 
Satisfactory 

Extent of Coverage of Course

| | |
|--------------------------|----------|
| Very Good | 1 |
| Good | 1 |
| Satisfactory | 0 |
| Unsatisfactory | 0 |
| Total Respondants | 2 |

| |
|------------------------------|
| Average Score 9 out of 10 |
| Satisfaction Index 100 % |

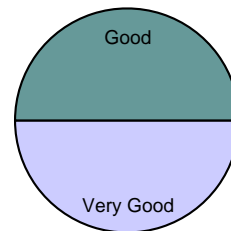




Very Good 
Good 

Applicability to Industry & Social Relevance

| | |
|--------------------------|----------|
| Very Good | 1 |
| Good | 1 |
| Satisfactory | 0 |
| Unsatisfactory | 0 |
| Total Respondants | 2 |

| |
|------------------------------|
| Average Score 9 out of 10 |
| Satisfaction Index 100 % |

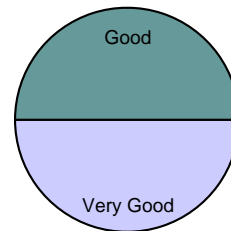




Very Good 
Good 

Relevance to Information Source like Library Facility Internet Facility.

| | |
|--------------------------|----------|
| Very Good | 1 |
| Good | 1 |
| Satisfactory | 0 |
| Unsatisfactory | 0 |
| Total Respondants | 2 |

| |
|------------------------------|
| Average Score 9 out of 10 |
| Satisfaction Index 100 % |

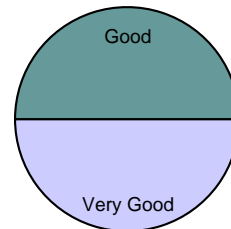




Very Good 
Good 

Learning in Terms of Knowledge Concepts Skills & Analytical Abilities

| | |
|--------------------------|----------|
| Very Good | 1 |
| Good | 1 |
| Satisfactory | 0 |
| Unsatisfactory | 0 |
| Total Respondants | 2 |

| |
|------------------------------|
| Average Score 9 out of 10 |
| Satisfaction Index 100 % |

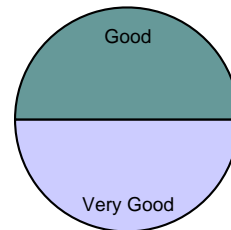




Very Good 
 Good 

Relevance to increasing Employability

| | |
|--------------------------|----------|
| Very Good | 1 |
| Good | 1 |
| Satisfactory | 0 |
| Unsatisfactory | 0 |
| Total Respondants | 2 |

| |
|------------------------------|
| Average Score 9 out of 10 |
| Satisfaction Index 100 % |

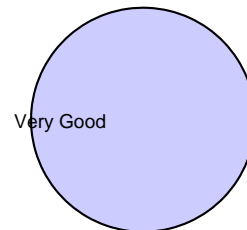


Very Good 
 Good 

Overall Rating

| | |
|--------------------------|----------|
| Very Good | 2 |
| Good | 0 |
| Satisfactory | 0 |
| Unsatisfactory | 0 |
| Total Respondants | 2 |

| |
|-------------------------------|
| Average Score 10 out of 10 |
| Satisfaction Index 100 % |



Very Good 

Note : This is a computer generated document, hence no signature required