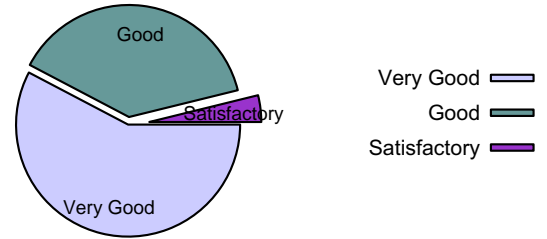


# Student Feedback on Syllabus TERM1 - 2019-2020

**Selected Classes :** FYBMS A  
**Feedback About :** FC I, Law, POM, IFA, FHS, BC I, Bus Stat

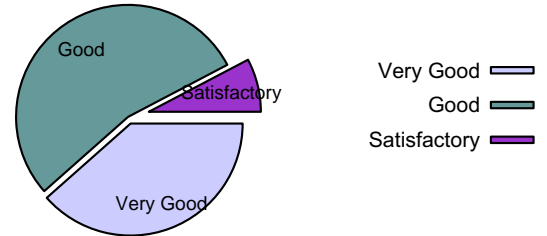
## Depth of Course Content

Very Good	15	<table border="1"> <tr> <td>Average Score</td> <td>9 out of 10</td> </tr> <tr> <td>Satisfaction Index</td> <td>100 %</td> </tr> </table>	Average Score	9 out of 10	Satisfaction Index	100 %
Average Score	9 out of 10					
Satisfaction Index	100 %					
Good	10					
Satisfactory	1					
Unsatisfactory	0					
<b>Total Respondants</b>	<b>26</b>					



## Extent of Coverage of Course

Very Good	10	<table border="1"> <tr> <td>Average Score</td> <td>8 out of 10</td> </tr> <tr> <td>Satisfaction Index</td> <td>100 %</td> </tr> </table>	Average Score	8 out of 10	Satisfaction Index	100 %
Average Score	8 out of 10					
Satisfaction Index	100 %					
Good	14					
Satisfactory	2					
Unsatisfactory	0					
<b>Total Respondants</b>	<b>26</b>					



## Applicability to Industry & Social Relevance

Very Good	11	<table border="1"> <tr> <td>Average Score</td> <td>8 out of 10</td> </tr> <tr> <td>Satisfaction Index</td> <td>96.15 %</td> </tr> </table>	Average Score	8 out of 10	Satisfaction Index	96.15 %
Average Score	8 out of 10					
Satisfaction Index	96.15 %					
Good	12					
Satisfactory	2					
Unsatisfactory	1					

**Total Respondants**

**26**

Relevance to Information Source like Library Facility Internet Facility.

Very Good	14
Good	10
Satisfactory	2
Unsatisfactory	0

Average Score 9 out of 10
Satisfaction Index 100 %

**Total Respondants**

**26**

Learning in Terms of Knowledge Concepts Skills & Analytical Abilities

Very Good	16
Good	10
Satisfactory	0
Unsatisfactory	0

Average Score 9 out of 10
Satisfaction Index 100 %

**Total Respondants**

**26**

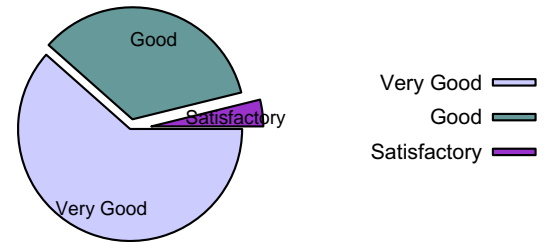
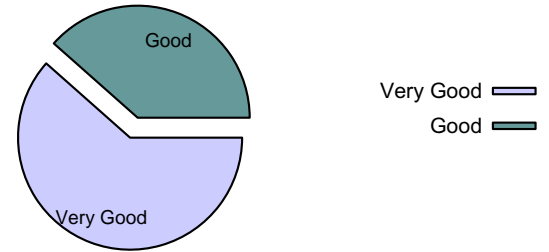
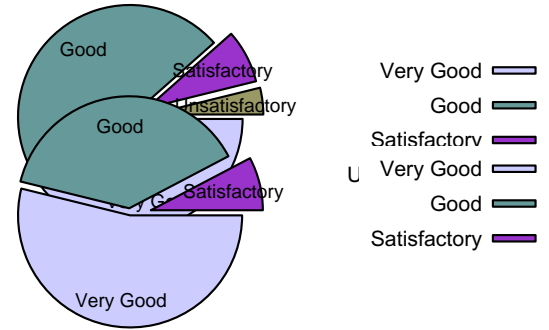
Relevance to increasing Employability

Very Good	16
Good	9
Satisfactory	1
Unsatisfactory	0

Average Score 9 out of 10
Satisfaction Index 100 %

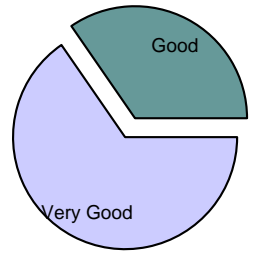
**Total Respondants**



**26**



Overall Rating	
Very Good	17
Good	9
Satisfactory	0
Unsatisfactory	0
<b>Total Respondants</b>	<b>26</b>

Average Score 9 out of 10
Satisfaction Index 100 %



Very Good   
 Good 

Note : This is a computer generated document, hence no signature required