

# Student Feedback on Syllabus TERM1 - 2019-2020

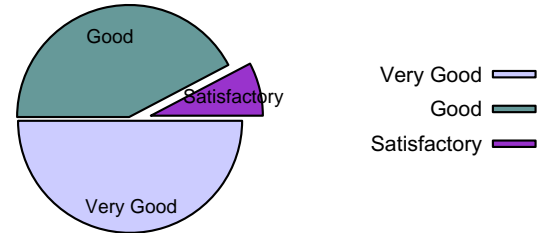
**Selected Classes :**

SYBCOM-A,SYBCOM-B

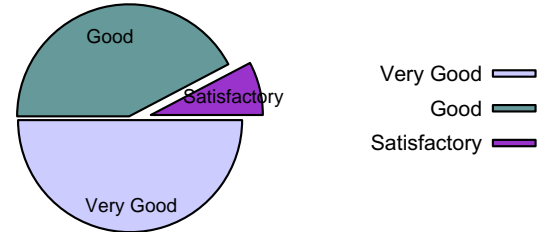
**Feedback About :**

SYBCOM1718 FA,SYBCOM1718 MA,MA SEM III,B LAW,SYBCOM1718 LAW,FC III,SYBCOM1718 FC,Foundation course in PE,Foundation Course in NSS,ACC III,SY BUSINESS ECONOMICS,ADVT III,MGT ACC ,AFM III,COMM II,FC Genral,Com III

Depth of Course Content						
Very Good	13	<table border="1"> <tr> <td>Average Score</td> <td>9 out of 10</td> </tr> <tr> <td>Satisfaction Index</td> <td>100 %</td> </tr> </table>	Average Score	9 out of 10	Satisfaction Index	100 %
Average Score	9 out of 10					
Satisfaction Index	100 %					
Good	11					
Satisfactory	2					
Unsatisfactory	0					
<b>Total Respondants</b>	<b>26</b>					



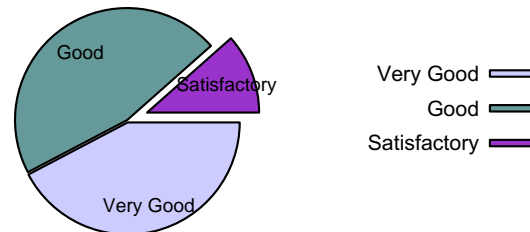
Extent of Coverage of Course						
Very Good	13	<table border="1"> <tr> <td>Average Score</td> <td>9 out of 10</td> </tr> <tr> <td>Satisfaction Index</td> <td>100 %</td> </tr> </table>	Average Score	9 out of 10	Satisfaction Index	100 %
Average Score	9 out of 10					
Satisfaction Index	100 %					
Good	11					
Satisfactory	2					
Unsatisfactory	0					
<b>Total Respondants</b>	<b>26</b>					



Applicability to Industry & Social Relevance

Very Good	11
Good	12
Satisfactory	3
Unsatisfactory	0
<b>Total Respondants</b>	<b>26</b>

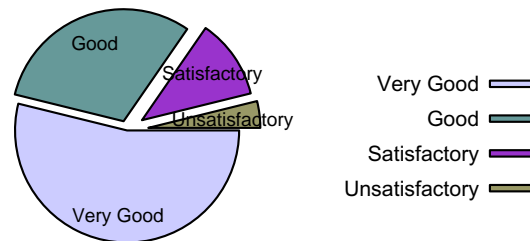
Average Score 8 out of 10
Satisfaction Index 100 %



Relevance to Information Source like Library Facility Internet Facility.

Very Good	14
Good	8
Satisfactory	3
Unsatisfactory	1
<b>Total Respondants</b>	<b>26</b>

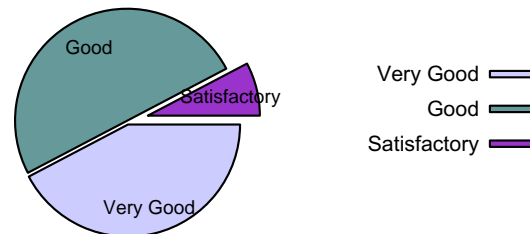
Average Score 8 out of 10
Satisfaction Index 96.15 %



Learning in Terms of Knowledge Concepts Skills & Analytical Abilities

Very Good	11
Good	13
Satisfactory	2
Unsatisfactory	0
<b>Total Respondants</b>	<b>26</b>

Average Score 8 out of 10
Satisfaction Index 100 %

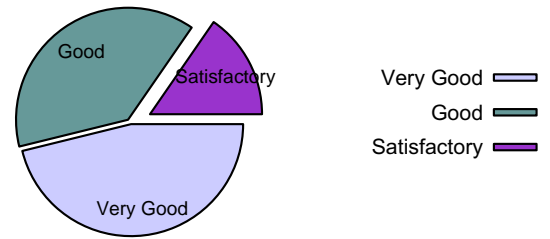


Relevance to increasing Employability	
Very Good	12
Good	10
Satisfactory	4
Unsatisfactory	0
<b>Total Respondants</b>	<b>26</b>

Average Score  
8 out of 10

---

Satisfaction Index  
100 %

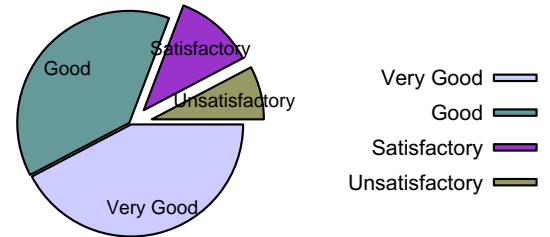


Overall Rating	
Very Good	11
Good	10
Satisfactory	3
Unsatisfactory	2
<b>Total Respondants</b>	<b>26</b>

Average Score  
8 out of 10

---

Satisfaction Index  
92.31 %



Note : This is a computer generated document, hence no signature required