

# Student Feedback on Syllabus TERM2 - 2018-2019

**Selected Classes :**

FYBCOM-E,FYBCOM-D,FYBCOM-C

**Feedback About :**

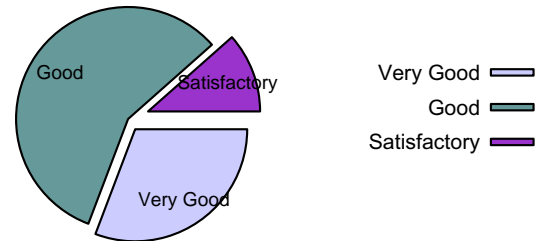
FC II,EVS,BC II,ACFM II,BECO,Mathematical and Statistical Techniques II,Com II,Comm ONLINE EXAM Commerce II,COM ONLINE EXAM Accountancy Fin Mgt II,COM ONLINE EXAM Business Economics,COM ONLINE EXAM Env Studies,COM ONLINE EXAM Business communication I,COM Online Exam Foundation course in NSS,COM Online Exam Foundation course in PE,COM Online Exam Foundation course,SE

---

## Depth of Course Content

---

Very Good	8	<div style="border: 1px solid black; padding: 5px; text-align: center;">                     Average Score 8 out of 10  <hr/>                     Satisfaction Index 100 %                 </div>
Good	15	
Satisfactory	3	
Unsatisfactory	0	
<b>Total Respondants</b>	26	




---

## Extent of Coverage of Course

---

Very Good	9	<div style="border: 1px solid black; padding: 5px; text-align: center;">                     Average Score 8 out of 10  <hr/>                     Satisfaction Index                 </div>
Good	13	
Satisfactory	4	
Unsatisfactory	0	
		<i>Page 1/3</i>

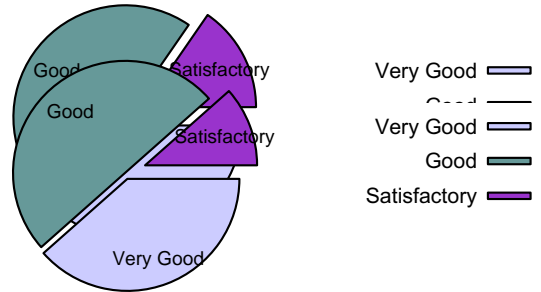
<b>Total Respondants</b>	<b>26</b>	100 %
--------------------------	-----------	-------

---

Applicability to Industry & Social Relevance

---

Very Good	10	<table border="1"> <tr> <td>Average Score</td> <td>8 out of 10</td> </tr> <tr> <td>Satisfaction Index</td> <td>100 %</td> </tr> </table>	Average Score	8 out of 10	Satisfaction Index	100 %
Average Score	8 out of 10					
Satisfaction Index	100 %					
Good	13					
Satisfactory	3					
Unsatisfactory	0					
<b>Total Respondants</b>	<b>26</b>					

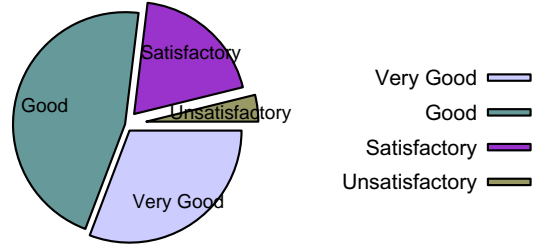



---

Relevance to Information Source like Library Facility Internet Facility.

---

Very Good	8	<table border="1"> <tr> <td>Average Score</td> <td>8 out of 10</td> </tr> <tr> <td>Satisfaction Index</td> <td>96.15 %</td> </tr> </table>	Average Score	8 out of 10	Satisfaction Index	96.15 %
Average Score	8 out of 10					
Satisfaction Index	96.15 %					
Good	12					
Satisfactory	5					
Unsatisfactory	1					
<b>Total Respondants</b>	<b>26</b>					

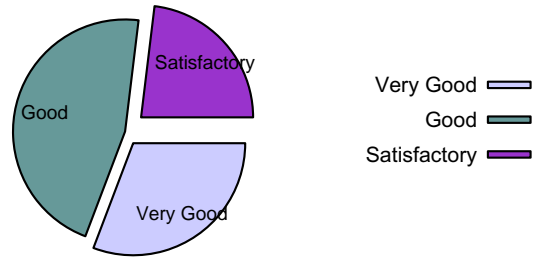



---

Learning in Terms of Knowledge Concepts Skills & Analytical Abilities

---

Very Good	8	<table border="1"> <tr> <td>Average Score</td> <td>8 out of 10</td> </tr> <tr> <td>Satisfaction Index</td> <td>100 %</td> </tr> </table>	Average Score	8 out of 10	Satisfaction Index	100 %
Average Score	8 out of 10					
Satisfaction Index	100 %					
Good	12					
Satisfactory	6					
Unsatisfactory	0					
<b>Total Respondants</b>	<b>26</b>					

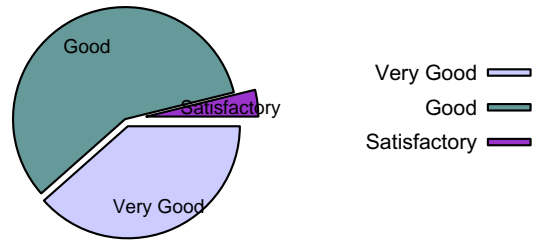


Relevance to increasing Employability	
Very Good	10
Good	15
Satisfactory	1
Unsatisfactory	0
<b>Total Respondants</b>	<b>26</b>

Average Score  
8 out of 10

---

Satisfaction Index  
100 %

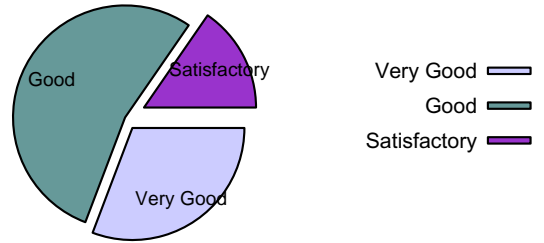


Overall Rating	
Very Good	8
Good	14
Satisfactory	4
Unsatisfactory	0
<b>Total Respondants</b>	<b>26</b>

Average Score  
8 out of 10

---

Satisfaction Index  
100 %



Note : This is a computer generated document, hence no signature required