

# Student Feedback on Syllabus TERM1 - 2019-2020

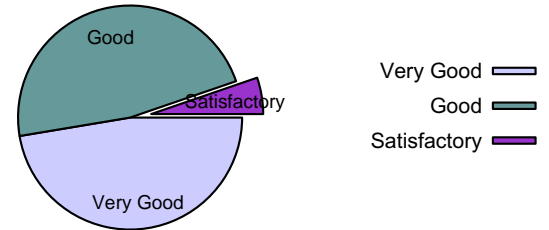
**Selected Classes :** FYBAF - B  
**Feedback About :** FC I,FA I,CA I,BE I,COM I,BC I,FM I

Depth of Course Content	
Very Good	18
Good	18
Satisfactory	2
Unsatisfactory	0
<b>Total Respondants</b>	<b>38</b>

Average Score  
9 out of 10

---

Satisfaction Index  
100 %

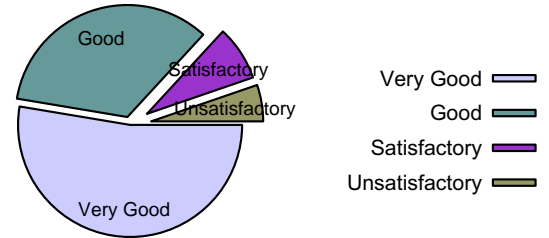


Extent of Coverage of Course	
Very Good	20
Good	13
Satisfactory	3
Unsatisfactory	2
<b>Total Respondants</b>	<b>38</b>

Average Score  
8 out of 10

---

Satisfaction Index  
94.74 %



Applicability to Industry & Social Relevance	
Very Good	22
Good	12
Satisfactory	4
Unsatisfactory	0
<b>Total Respondants</b>	<b>38</b>

Average Score  
9 out of 10

---

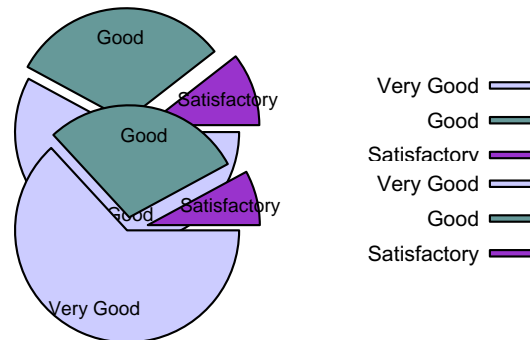
Satisfaction Index  
100 %

**Total Respondants** 38

Relevance to Information Source like Library Facility Internet Facility.

Very Good	24	<table border="1"> <tr> <td>Average Score</td> <td>9 out of 10</td> </tr> <tr> <td>Satisfaction Index</td> <td>100 %</td> </tr> </table>	Average Score	9 out of 10	Satisfaction Index	100 %
Average Score	9 out of 10					
Satisfaction Index	100 %					
Good	11					
Satisfactory	3					
Unsatisfactory	0					

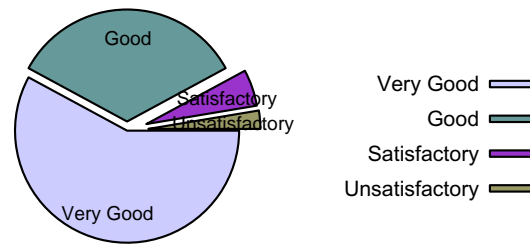
**Total Respondants** 38



Learning in Terms of Knowledge Concepts Skills & Analytical Abilities

Very Good	22	<table border="1"> <tr> <td>Average Score</td> <td>9 out of 10</td> </tr> <tr> <td>Satisfaction Index</td> <td>97.37 %</td> </tr> </table>	Average Score	9 out of 10	Satisfaction Index	97.37 %
Average Score	9 out of 10					
Satisfaction Index	97.37 %					
Good	13					
Satisfactory	2					
Unsatisfactory	1					

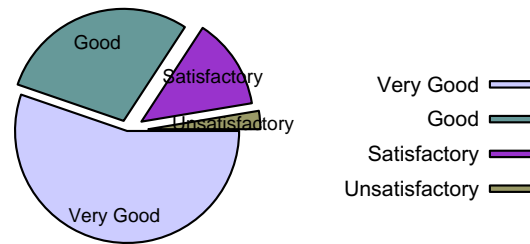
**Total Respondants** 38



Relevance to increasing Employability

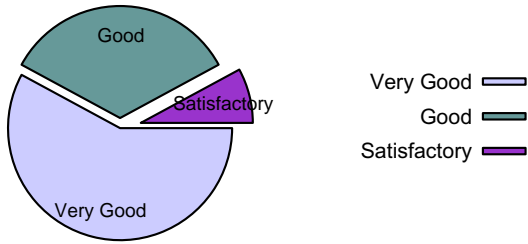
Very Good	21	<table border="1"> <tr> <td>Average Score</td> <td>8 out of 10</td> </tr> <tr> <td>Satisfaction Index</td> <td>97.37 %</td> </tr> </table>	Average Score	8 out of 10	Satisfaction Index	97.37 %
Average Score	8 out of 10					
Satisfaction Index	97.37 %					
Good	11					
Satisfactory	5					
Unsatisfactory	1					

**Total Respondants** 38



Overall Rating	
Very Good	22
Good	13
Satisfactory	3
Unsatisfactory	0
<b>Total Respondants</b>	<b>38</b>

<p>Average Score 9 out of 10</p>
<p>Satisfaction Index 100 %</p>



Note : This is a computer generated document, hence no signature required